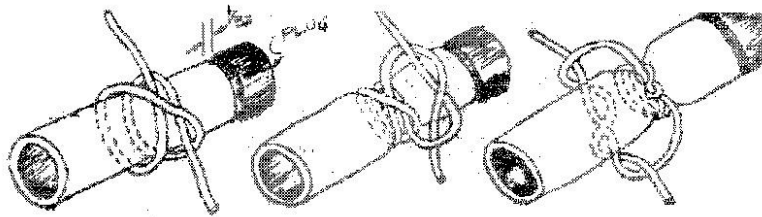


707 Miamisburg Centerville Rd
Unit 222
Dayton, OH 45459
p 888.412.2141
f 866.709.6415
email: sales@flexoparts.com

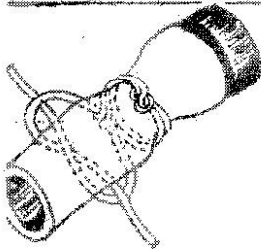
APRECO - WAX STRING

Tying instructions

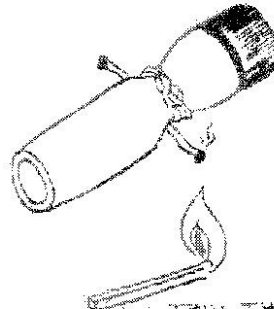
Item #10143



- ① TIE BLADDER TO END PLUG AND PULL THE CORD TIGHT.
- ② KNOT THE STRING AS SHOWN.
- ③ TIE A SECOND KNOT ON THE OTHER SIDE.



- ④ KNOT THE STRING AS SHOWN



- TRIM THE ENDS AND HEAT THE ENDS TO PREVENT FRAYING